

DEPARTMENT OF ROGNIDAN AVUM VIKRITI VIGYAN

DEPARTMENTAL PROFILE:

The term 'Nidana' means diagnosis. It deals with the knowledge of examination of patient, diagnosis of disease & laboratory investigations. The subject needs more of practical knowledge along with strong theory. Students get hands-on experience of dealing with patients to develop clinical acumen. The department also teaches the experimental clinical pathology in the laboratory. Post graduate students are encouraged to take up research projects which are relevant to the modern diseases.

FACULTY PROFILE:

Name	Qualification	Designation	Experience
Dr Anand B. More	M.D., Ph.D.	Professor & Head of Department	26 yrs.
Dr Abhinandan A. Muke	M.D., Ph.D.	Associate Professor	13 yrs.
Dr Pallavi L. Dand	M.D.	Associate Professor	10 yrs.
Dr Pravina S. Adhikari	M.D.	Assistant Professor	07 yrs.
Dr. Sangram M. Mane	M.D.	Assistant Professor	02 yrs.

VITAL STATISTICS:

Sr. No.	Particulars	Quantity
1.	Departmental Space	191.88sq. mtr.
2.	Library books	108
3.	Ayurved charts	90
4.	Modern charts	34
5.	Pathological Specimen museum	37
6.	Models	05
7.	C.D. educational	18

8.	35 MM slide projectors Slides of diseases	22
9.	Microscopes	40

MUSEUM:

The department of Rog Nidan has 37 specimens showing pathological changes occurring in organs. eg. specimens of liver cirrhosis, Myocardial infarction, Tuberculosis of lung etc.

DEPARTMENTAL STRENGTH:

- Highly qualified, enthusiastic and dedicated faculty.
- Highly efficient support staff.
- Well equipped and advanced central laboratory.
- Collaboration with other department for their research projects.

UNIQUE FEATURES:

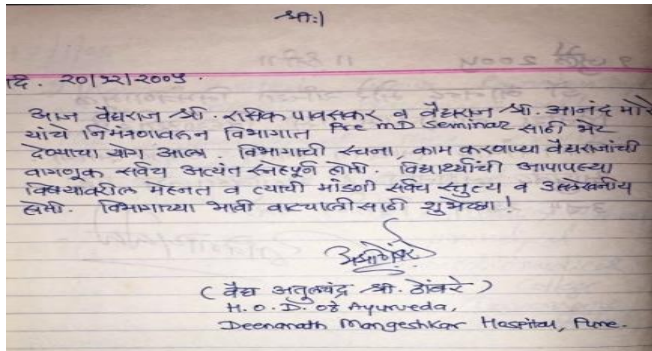
- Departmental laboratory is an important asset. Analysis of antibacterial activity of Ayurvedic herbs (through culture and sensitivity) like *Shigru*, *Apamarga*, *Palashbeeja*, *Swarnakshiri* are feathers in cap of our laboratory.
- Professional hazards are there amongst top in Departmental thrust areas of research. Department has worked on computer workers, B.P.O. workers, Bus drivers, Traffic police, Heat industry workers in same regards.
- Department has extensively worked for interpretations of etiopathogenesis of different ailment through Ayurvedic principles. Hypo and Hyper-thyroidism, Hypertension, Varicose veins, Heart disease are to name the few.
- Department has worked on standardization of unique Ayurvedic diagnostic methods like *Jivha Parikshan*, *Nakha Parikshan*.

RESEARCH ACTIVITY:

- 1) Funded Research Projects : Completed: 03,
- 2) Research Projects for Ph.D. : Completed - 01
- 3) Research Projects for Ph.D. : Ongoing - 04
- 4) Research Projects for M.D. : Completed - 46
- 5) Research Projects for M.D. : Ongoing - 06
- 6) Books:
 - i. 'Junk food & Ayurveda' by Dr. Anand B. More
 - ii. 'Samprapti Sutra' by Dr Abhinandan A. Muke
 - iii. 'Nadi Pariksha' by Dr Abhinandan A. Muke
 - iv. 'Heart care- Hrudayam' by Dr Abhinandan A. Muke
- 7) Number of Publications:
 - (i) Dr. Anand B. More : 28
 - (ii) Dr. Abhinandan A. Muke: 07
 - (iii) Dr. Pallavi L. Dand: 04
 - (iv) Dr. Pravina S. Adhikari: 02
 - (v) Dr. Sangram M. Mane: 01

TESTIMONIALS:

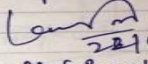
Feedback of Guests.



Feedback from Vd. Atulchandra Thombare

22/06/2019

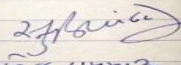
I have visited the Dept of Rogdigan
 The Dept is well kept neat and
 clean. It has complete facilities for
 PC and U.G. Theses.
 I convey my best wishes for
 the development of this Dept.


 22/6/19
 (Dr. M.S. Bhagel)
 Reader
 IPGTRA
 Gujarat Agricultural
 University
 Jamnagar

Feedback from Dr. M S Bhagel Retd. Director IPGTRA Jamnagar

22-06-19

रोगविज्ञान विभाग
 अत्याधिक सर्व कार्य
 उपलब्धता प्राप्त है।
 संरचनात्मक विकास
 माहौल है।
 विभागीय विकास
 प्रवर्तित हो रहा है।
 सुनिश्चित है।



 सुनील पान्ढरे
 रोगविज्ञान विभाग
 जे. आर. म. अ. वि.

Feedback from Dr. Sunil Pandhare

23/1/12

अभिप्राय

शासकीय कानून महाविद्यालय अर्से
 शैक्षणिक सहयोग निमित्त रोगविज्ञान
 विभाग पाठ्यक्रम आला. मेथिल अंश नोरे
 यर व अंश नोरे अर्से अर्से Co-operation
 व अन्नाद्य विषयचे तस आरे.
 रोगविज्ञान विभागाची संरचना (संरचना)
 सर्वत सुसज्जित व धान आहे. विभागाच्या
 विकास यत्न स्तरोत्तर होत राहो ही
 शुभेच्छा.


 मयूर देशमुख
 सहायक प्राध्यापक
 रोगविज्ञान विभाग
 शा. आ. म. अ. वि.

Feedback from Dr. Mayur Deshmukh



“Rognidan department not only made successful doctors but also successful research fellows with high life values.”

Dr. Aniruddha Sudhir Mehendale. (2006)

AYUSH Medical Officer,
Inventor of 1st Gravity based fully automatic Shirodhara machine.



“Takes pride being alumni of Rognidan department, Excellent and Supportive Faculties who provide freedom of expression for ideas regarding Ayurveda. Department exposes every students to practical and theoretical knowledge. Student teacher relationship is appreciable.”

Dr. Dhanyakumar Kole (2008)

Reader :YMT College,Khargar Director,Matrix Diagnostic

PHOTO GALLERY:

1) Teaching Faculty :



2) P.G. Seminar of the department



3) P.G. Students & Teaching staff



Pathological Specimen Museum :



4) Departmental College laboratory:



5) P.G SEMINAR HALL



6) College Laboratory



7) visitors



8) Departmental Activities

ICT Training programme



Indo-German Teaching programme





9) Academic visit of the department





Guest Speaker:

