

DEPARTMENT OF SHALAKYA TANTRA

DEPARTMENTAL PROFILE:

The subject Shalakyatantra deals with the diseases & treatment of *Netra*, *Karna*, *Kantha*, *Nasa*, *Mukha* & *Danta*. We the SHALAKI take care of sense organs.

FACULTY PROFILE:

Name	Qualification	Designation	Experience
Dr. D.B. Kadam	MS	Professor and HOD	24 yrs.
Dr. P.P. Diwan	MD ENT	Asso. Prof	14 yrs.
Dr. S. S. Mulik	MS, PhD	Assi. Prof	12 yrs.
Dr.Mrs. S. S. Mulik	MS	Assi. Prof	3 yrs.
Dr. G.B Patil	MS, PhD	Assi. Prof	7 yrs.

Visiting, adjunct faculty:-

Ophthalmologist = Dr. Madhusudan Jhamwar.

Dental Surgeon = Dr. Jayashri D. Mahajan.

MUSEUM:

Department has a well maintained museum. Various Models of Eye, Ear, Nose and Throat help students to understand applied anatomy and diseases. A detachable Fibreoptic model of eye is useful for better understanding of anatomy of eye.

DEPARTMENTAL STRENGTH:

- Qualified & experienced faculty.
- Ultramodern instruments like Operating Microscopes with beam splitter & Camera, Nasal Endoscope, Audiometer are available for diagnostic & surgical purpose.
- Live audiovisual demonstrations of various surgeries to the students.

UNIQUE FEATURES:

- Ketaro Kit is available to PG Students for boosting their confidence in various Ophthalmic Surgeries.
- P.G. Students are offered hands on training on goat's eye to expertise them in Cataract Surgery.
- All types of major & minor surgical procedures are performed in the department like SICS, DCT, DCR, Squint, Pterygium etc. related to Eye and Tonsillectomy, Adenoidectomy, SMR, Septoplasty, T. Platy, Mastoidectomy, FESS etc. related to Ear, Nose and throat.
- Latest instruments including a Sinuscope and a Endoscopic Camera that helps students to learn Diagnostic Endoscopy and a few latest surgeries like FESS.
- Some specific Ayurvedic procedures like Netratarpan, Nasya, Karnapuram, Raktamokshan are also done in the department.

ACHIEVEMENTS:

- P.G. Student, Dr. Akash Bhatanagar has received **Gold medal** in M.S. Final University Exam held in May/June 2012.

RESEARCH ACTIVITY:

- 1) Research Projects for Ph.D.: Completed - 02
- 2) Research Projects for M.S.: Completed – 42
- 3) Research Projects for M.S.: Ongoing - 13
- 4) Publications:
 1. Dr. D.B.Kadam - 05
 2. Dr. P.P.Diwan - 02
 3. Dr. Mrs. Sarita S. Mulik - 05
 4. Dr. G.B. Patil. - 04
 5. Dr. S.S. Mulik - 10

TESTIMONIALS:

I have completed my PG in Shalakyta Tantra. I am very much thankful to all the teachers who taught & trained me theoretically as well as practically in

Ophthalmology. All the staff is most cooperative & Dept. has a very good & healthy environment. Infrastructure is also good.

Dr. Mahesh Kasav

I am a past PG student of B. V.D.U. COA's Dept of Shalakyatantra. We got good clinical exposure & hands on training in department. Faculty provided great support while performing all ayurvedic *Kriyakalpas* & various ophthalmic surgeries.


Dr. Lahore Rajendra

PHOTO GALLERY





**SLIT LAMP WITH AUTOREFRACTOKERATOMETER
(OPHTHALMIC CHAIR UNIT)**



DIRECT OPHTHALMOSCOPE SCHIOTZ TONOMETER



INDIRECT OPHTHALMOSCOPE



A-SCAN



SHALAKYA TANTRA OPERATION THEATER


OPHTHALMIC OPERATION TABLE





Ophthalmic Operative Microscope

BOYLES APPARATUS



OTO-SCOPE




HEAD LAMP



E.N.T. OPERATION TABLE

BOYLES APPARATUS






OTO-RHINO-LARYNGOLOGY OPERATIVE MICROSCOPE



**0 DEGREE ENDOSCOPE WITH FIBERPOPTIC CABLE
AND MAXER ONE CHIP CAMERA**



ELKON PURE TONE AUDIOMETER



ELKON PURE TONE AUDIOMETER



OPERATION TABLE



E.N.T. OPERATION TABLE



Clinical Teaching Activity



Seminar (organised by department) Photos